
<https://club.ppfad.eu/>

User Manual

Avery Dennison

PPF Club™



Welcome to the Avery Dennison PPF Club™. It is built for professional installers like you. For every square meter of [Avery Dennison PPF](#) you install, you'll earn points that can be redeemed for top-quality tools, branded merchandise, accredited training, or access to leading European Motor Show experiences. Simple, direct, and designed to give back to you. This step-by-step guide will help you navigate the portal.

Let's get started on your journey to your first reward.

Table of Contents

| | | |
|---------------|---|----|
| Step 0 | Creating a PPF Club Account | 4 |
| Step 1 | Signing In | 6 |
| Step 2 | How to Earn Club Points | 8 |
| Step 3 | Club Shop: Browsing the Rewards Catalog | 12 |
| Step 4 | Adding Rewards to Your Cart | 14 |
| Step 5 | Checkout & Redemption | 16 |
| Step 6 | Statistics and Account Overview | 20 |
| Step 7 | Troubleshooting and Support | 22 |



Related URLs:

4

<https://club.ppfad.eu/sign-up/>

Creating a PPF Club Account

Registration Form

Required Information

Note for RPPI Members



Don't have a PPF Club account?

Sign up

Registration Form

Before earning rewards, you must be a registered member of the Avery Dennison PPF Club™. The good news: you can register immediately after your first purchase of Avery Dennison PPF.

To get started, open the **Registration Form** by this link:

<https://club.ppfad.eu/sign-up/>

Alternatively, click the “**Sign Up**” button anywhere on the website or in the login window.

Required Information

Please provide the following:

- Business and contact details
- Avery Dennison PPF purchase details

The Avery Dennison team will verify your professional account and purchasing details within three working days. Once approved, you will receive your login credentials and can start earning Club Points immediately.

Note for RPPI Members

Existing RPPI members will be automatically migrated to the PPF Club platform and will receive their login credentials via email. If you do not receive your credentials, please contact PPF Club Support at:

ppf.club@eu.averydennison.com



<https://club.ppfad.eu/>

<https://club.ppfad.eu/forgot-username/>

<https://club.ppfad.eu/reset-password/>

Signing In

Login credentials

Account Security

Remind Username

Reset Password

Login credentials

Click the “**Sign In**” button anywhere on the website and enter your username and password in the login window. Your login credentials were sent to you by email after the Avery Dennison team verified your account.

Account Security

For security reasons, we strongly recommend changing your password immediately after your first sign-in. You can do this on the [Account Settings](#) page.

Avery Dennison PPF Club™ ✕

Username [Remind username](#)

Password [Reset password](#)

SIGN IN

Don't have a PPF Club account? [Sign up](#)

Remind Username / Reset Password

If you forget your username or password, you can use the [Remind Username](#) and [Reset Password](#) links available in the login window.

2

Related URLs:

8

<https://club.ppfad.eu/purchase/new/>

How to Earn Club Points

PPF Purchase Registration

Balance

Where to find Roll ID?

Lot Serial Number?



PPF Purchase Registration

Club Points are awarded for every square meter of purchased Avery Dennison PPF. To register your purchase, click the **“Register PPF Purchase”** button or any button containing the word **“Earn”** (such as “Earn Club Points” or “Earn Pts”) anywhere on the website.

Please note that the “Register” and “Earn” buttons are only available after you have successfully signed in. Users who are not signed in cannot see these buttons.

On the [Register PPF Purchase](#) page, enter the **Roll ID** or **Lot Serial Number** of the purchased PPF. You can enter the identifiers manually or use the barcode scanner by clicking the **“Scan Barcode”** button or the barcode icon next to the entry field.



Enter the quantity of PPF film you purchased. You can use any unit (area or length) and use a period or a comma for decimals.

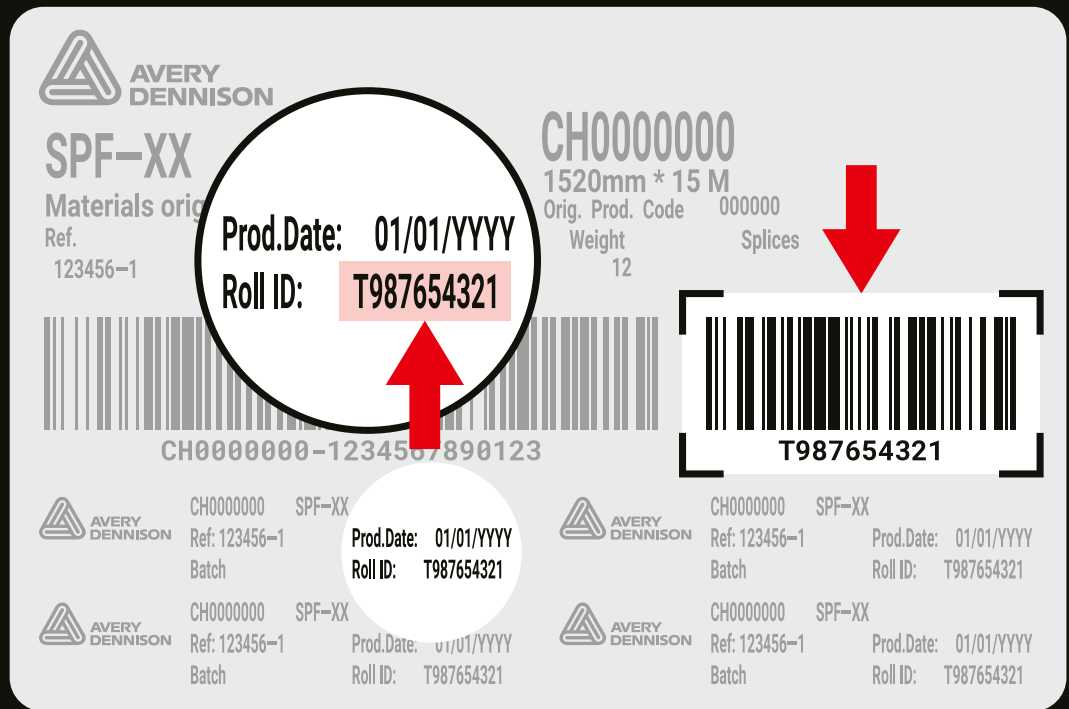
m²

Balance

Once your PPF purchase has been successfully registered, your updated Club Points balance will appear in your **Dashboard** and **Wallet**.

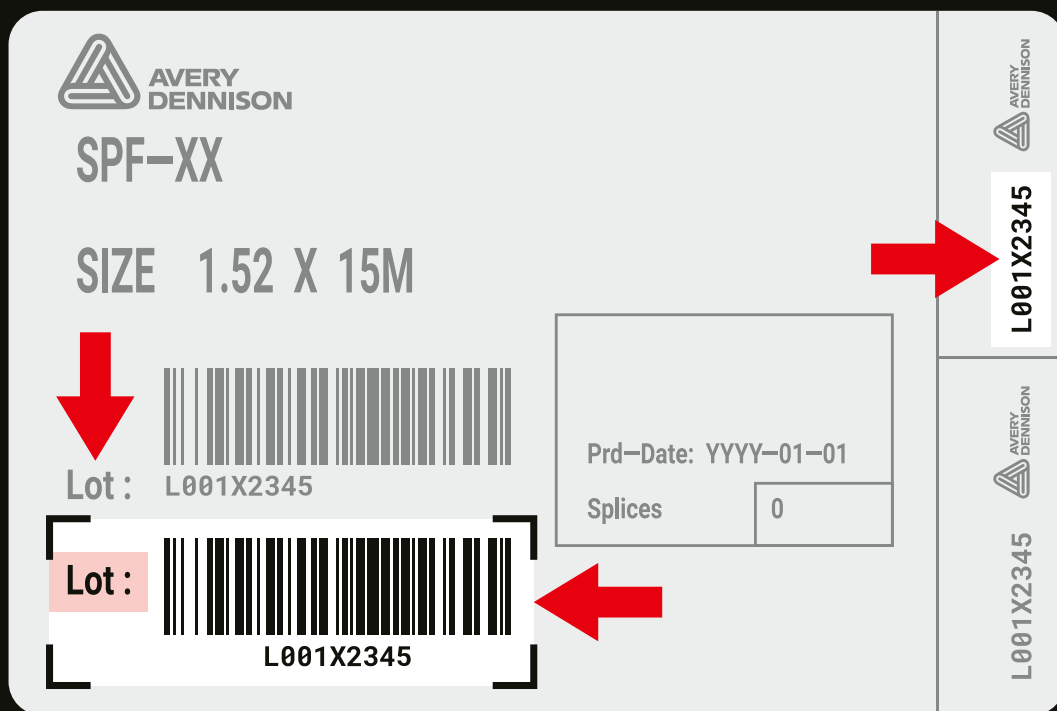
2

<https://club.ppfad.eu/purchase/new/>



Where to find Roll ID?

The Roll ID is located on the top label of the box.



Lot Serial Number?

The Lot Serial Number can be found on the bottom label of the box or on the inner side of the roll.

3

Related URLs:

12

<https://club.ppfad.eu/shop/>

Club Shop: Browsing the Rewards Catalog

Shop Sections

Item Categories

Sorting Options

Product Page

Shop Sections

After signing in, you will see the “**Redeemable Now**” section — items that you can redeem with your current **Club Points** balance.

The “**Installers’ Top Choices**” section highlights popular items trending among professional installers.

The full rewards catalog is available in the **Club Shop**:
<https://club.ppfad.eu/shop/>



Item Categories

Filtering items by category:

- Lifestyle
- Shop Branding
- Tools
- Training

Sorting Options

Items can be sorted by:

- Popularity
- Price (points value)
- Alphabetically

Product page

Click on any item photo or product name to open the product page, where you will find:

- Detailed information
- Photo gallery
- Product video (where available)

4

Related URLs:

14


<https://club.ppfad.eu/shop/>

Adding Rewards to Your Cart

Club Points

Redeemable Items

Locked Items



Club Points

Think of the **Club Shop** as a premium marketplace where your **Club Points** are the currency.

Browse the catalog, select the item you would like to redeem, choose the desired color and size (where applicable), and click the **“Add to Cart”** button.

Add to cart

Redeemable Items

If you have sufficient Club Points, the item will be available to add to your cart immediately.



Locked Items

If your Club Points balance is insufficient, you will see the **“Earn X Pts”** button instead of the **“Add to Cart”** button (where **“X”** indicates the additional number of points required to redeem that item).

Clicking the **“Earn X Pts”** button will redirect you to the **“Register PPF Purchase”** page.



5

Related URLs:

16

<https://club.ppfad.eu/cart/>

<https://club.ppfad.eu/settings/>

Checkout & Redemption

Cart

Shipping Cost

Delivery Address

Order Confirmation

Order Status

Tracking

Cart

Once you have selected your rewards, follow these steps to finalize your order:

- Go to your [Cart](#) page
- Verify that the selected specifications (size and color) are correct
- Set the quantity for each item (number of pieces needed)
- Review the Order Total, including the Shipping Cost (also charged in Club Points)
- Verify your shipping and contact information

Shipping Cost

Shipping Cost depends on the destination country and the total order amount. If free shipping is available, this will be clearly indicated.

Delivery Address

Please note that delivery is available only to your business address. If your address or contact information needs to be updated, submit a request via the [Account Settings](#) page. All changes must be verified by the Avery Dennison team (once verified, you can proceed with your order using updated shipping details).

5

Related URLs:

18

<https://club.ppfad.eu/cart/>

<https://club.ppfad.eu/order/>

Order Confirmation

Click the **“Redeem Now”** button
(the Order Total is also displayed on it).



If your Club Points balance is insufficient, you will see a message indicating how many additional points are required. You can earn more points by registering additional PPF purchases.

If your balance is sufficient, you will receive an order confirmation.

Order Status

Your order is created instantly and will appear on your [Orders / Shopping History](#) page with the status “Accepted.”



Tracking

Once your package leaves the warehouse, you will receive an automated email with a tracking link so you can monitor your shipment’s progress.

6

Related URLs:

20

<https://club.ppfad.eu/purchase/>

<https://club.ppfad.eu/wallet/>

<https://club.ppfad.eu/order/>

<https://club.ppfad.eu/settings/>

Statistics and Account Overview

Purchases of PPF

Wallet / Transactions

Orders / Shopping History

Account Settings

Click the menu (burger) icon to display the main navigation sections.



Purchases of PPF

View the history of all your registered Avery Dennison PPF purchases.

Wallet / Transactions

Review the complete history of your Club Points balance activity, including all credited and debited transactions.

Orders / Shopping History

Access the history of all your orders placed in the Club Shop.

Account Settings

Change your password and edit your company data.



<https://club.ppfad.eu/forgot-username/>

<https://club.ppfad.eu/reset-password/>

ppf.club@eu.averydennison.com

Trouble- shooting and Support

Roll Registration Failed?

Login Issues?

Contact Support

Roll Registration Failed?

If a **Lot Serial Number** is not accepted, try entering the **Roll ID** instead (or vice versa).

If the issue persists, click the link provided in the pop-up message to report the problem in just a few clicks.

Login Issues?

Use the [Remind Username](#) and [Reset Password](#) links available in the login window, or contact PPF Club Support for assistance.

Contact Support

If you experience any account-related issues, please contact us at:

ppf.club@eu.averydennison.com



Thank you for being a partner!

At Avery Dennison, we know that our products are only as good as the professionals who install them. We truly value your partnership and are excited to see which rewards you choose to help elevate your shop.

Ready to get started?

[Sign up](#) and register your latest PPF purchase to see your points grow!

Happy Installing,
The Avery Dennison Team

